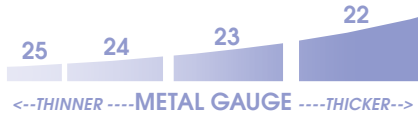


STEAM TABLE PANS, STAINLESS STEEL



- ◆ Winco offers the most complete collection of steam table pans in the industry
- ◆ Anti-jamming pans available in all gauges, straight sided pans available in standard weight
- ◆ Every gauge weight is made of 18/8 stainless steel
- ◆ NSF listed

HEAVY WEIGHT

TRUE 24 GAUGE ANTI-JAMMING

TRUE 23 GAUGE ANTI-JAMMING

TRUE 22 GAUGE ANTI-JAMMING

| SIZE                              | DEPTH  | UOM  | CASE  | ITEM     | ITEM     | ITEM     |
|-----------------------------------|--------|------|-------|----------|----------|----------|
| Full Size<br>20-3/4" x 12-3/4"    | 2-1/2" | Each | 6/12  | SPJM-102 | SPJP-102 | SPJH-102 |
|                                   | 4"     | Each | 6/12  | SPJM-104 | SPJP-104 | SPJH-104 |
|                                   | 6"     | Each | 6/12  | SPJM-106 | SPJP-106 | SPJH-106 |
| Half Size<br>10-3/8" x 12-3/4"    | 2-1/2" | Each | 12/24 | SPJM-202 | SPJP-202 | SPJH-202 |
|                                   | 4"     | Each | 6/24  | SPJM-204 | SPJP-204 | SPJH-204 |
|                                   | 6"     | Each | 6/12  | SPJM-206 | SPJP-206 | SPJH-206 |
| Third Size<br>6-7/8" x 12-3/4"    | 2-1/2" | Each | 12/48 | SPJM-302 | SPJP-302 | SPJH-302 |
|                                   | 4"     | Each | 12/24 | SPJM-304 | SPJP-304 | SPJH-304 |
|                                   | 6"     | Each | 12/24 | SPJM-306 | SPJP-306 | SPJH-306 |
| Quarter Size<br>10-5/6" x 6-5/16" | 2-1/2" | Each | 12/72 | SPJM-402 | SPJP-402 | SPJH-402 |
|                                   | 4"     | Each | 12/48 | SPJM-404 | SPJP-404 | SPJH-404 |
|                                   | 6"     | Each | 12/24 | SPJM-406 | SPJP-406 | SPJH-406 |
| Sixth Size<br>6-7/8" x 6-5/16"    | 2-1/2" | Each | 12/72 | SPJM-602 | SPJP-602 | SPJH-602 |
|                                   | 4"     | Each | 12/48 | SPJM-604 | SPJP-604 | SPJH-604 |
|                                   | 6"     | Each | 12/48 | SPJM-606 | SPJP-606 | SPJH-606 |
| Ninth Size<br>6-3/4" x 4-1/4"     | 2-1/2" | Each | 12/72 | SPJM-902 | SPJP-902 | SPJH-902 |
|                                   | 4"     | Each | 12/72 | SPJM-904 | SPJP-904 | SPJH-904 |

STANDARD WEIGHT

25 GAUGE STRAIGHT-SIDED

25 GAUGE ANTI-JAMMING

| SIZE                              | DEPTH  | UOM  | CASE  | ITEM | ITEM     |
|-----------------------------------|--------|------|-------|------|----------|
| Full Size<br>20-3/4" x 12-3/4"    | 2-1/2" | Each | 6/12  | SPF2 | SPJL-102 |
|                                   | 4"     | Each | 6/12  | SPF4 | SPJL-104 |
|                                   | 6"     | Each | 6/12  | SPF6 | SPJL-106 |
| Half Size<br>10-3/8" x 12-3/4"    | 2-1/2" | Each | 12/24 | SPH2 | SPJL-202 |
|                                   | 4"     | Each | 6/24  | SPH4 | SPJL-204 |
|                                   | 6"     | Each | 6/12  | SPH6 | SPJL-206 |
| Third Size<br>6-7/8" x 12-3/4"    | 2-1/2" | Each | 12/48 | SPT2 | SPJL-302 |
|                                   | 4"     | Each | 12/24 | SPT4 | SPJL-304 |
|                                   | 6"     | Each | 12/24 | SPT6 | SPJL-306 |
| Quarter Size<br>10-5/6" x 6-5/16" | 2-1/2" | Each | 12/72 | SPQ2 | SPJL-402 |
|                                   | 4"     | Each | 12/48 | SPQ4 | SPJL-404 |
|                                   | 6"     | Each | 12/24 | SPQ6 | SPJL-406 |
| Sixth Size<br>6-7/8" x 6-5/16"    | 2-1/2" | Each | 12/72 | SPS2 | SPJL-602 |
|                                   | 4"     | Each | 12/48 | SPS4 | SPJL-604 |
|                                   | 6"     | Each | 12/48 | SPS6 | SPJL-606 |
| Ninth Size<br>6-3/4" x 4-1/4"     | 2-1/2" | Each | 12/72 | SPN2 | SPJL-902 |
|                                   | 4"     | Each | 12/72 | SPN4 | SPJL-904 |



SPECIALTY SIZES 25 GAUGE

| SIZE                            | DEPTH  | CASE  | UOM  | ITEM  |
|---------------------------------|--------|-------|------|-------|
| Full Size<br>20-3/4" x 12-3/4"  | 1-1/4" | 6/12  | Each | SPF1  |
|                                 | 1-1/4" | 12/24 | Each | SPH1  |
| Two-Third Size<br>14" x 12-7/8" | 2-1/2" | 12/24 | Each | SPTT2 |
|                                 | 4"     | 6/24  | Each | SPTT4 |
|                                 | 6"     | 6/12  | Each | SPTT6 |

SPECIALTY SIZES 22 GAUGE

| SIZE            | DEPTH | CASE  | UOM  | ITEM      |
|-----------------|-------|-------|------|-----------|
| Eighteenth Size | 2"    | 24/96 | Each | SPJH-1802 |

**NSF. FLAT COVERS**

- ◆ 18/8 stainless steel
- ◆ NSF listed

| ITEM   | DESCRIPTION       | UOM  | CASE  |
|--------|-------------------|------|-------|
| SPSCF  | 1/1 Solid Cover   | Each | 12/24 |
| SPSCH  | 1/2 Solid Cover   | Each | 12/48 |
| SPSCT  | 1/3 Solid Cover   | Each | 12/72 |
| SPSCQ  | 1/4 Solid Cover   | Each | 12/72 |
| SPSCS  | 1/6 Solid Cover   | Each | 12/72 |
| SPSCN  | 1/9 Solid Cover   | Each | 12/72 |
| SPSCTT | 2/3 Solid Cover   | Each | 12/24 |
| SPCF   | 1/1 Slotted Cover | Each | 12/24 |
| SPCH   | 1/2 Slotted Cover | Each | 12/48 |
| SPCT   | 1/3 Slotted Cover | Each | 12/72 |
| SPCQ   | 1/4 Slotted Cover | Each | 12/72 |
| SPCS   | 1/6 Slotted Cover | Each | 12/72 |
| SPCN   | 1/9 Slotted Cover | Each | 12/72 |
| SPCTT  | 2/3 Slotted Cover | Each | 12/24 |

**STEAM PAN COVERS**



**DOME COVERS**

| ITEM  | DESCRIPTION                           | UOM  | CASE |
|-------|---------------------------------------|------|------|
| C-HDC | Hinged Dome Cover with Handle, S/S    | Each | 12   |
| C-DCF | Full-Size Dome Cover with Handle, S/S | Each | 12   |
| C-DCH | Half-Size Dome Cover with Handle, S/S | Each | 24   |



**ADAPTOR BARS**

- ◆ Stainless steel

| ITEM   | DESCRIPTION | UOM  | CASE   |
|--------|-------------|------|--------|
| ADB-12 | 12"         | Each | 12/144 |
| ADB-20 | 20"         | Each | 12/120 |

**ADAPTOR BARS**




**WIRE STEAM PAN GRATES**

| ITEM     | DESCRIPTION  | SIZE                 | UOM  | CASE  |
|----------|--------------|----------------------|------|-------|
| PGW-510  | 5" x 10-1/2" | Third-Size Steam Pan | Each | 12/48 |
| PGW-810  | 8" x 10"     | Half-Size Steam Pan  | Each | 12/48 |
| PGW-1018 | 10" x 18"    | Full-Size Steam Pan  | Each | 12/48 |

**WIRE PAN GRATES**

FOR SHEET PAN GRATES, SEE PAGE 141




**FALSE BOTTOMS**

- ◆ Stainless steel

| ITEM   | DESCRIPTION | UOM  | CASE  |
|--------|-------------|------|-------|
| SPFB-1 | Full-Size   | Each | 10/20 |
| SPFB-2 | Half-Size   | Each | 10/40 |
| SPFB-6 | Sixth-Size  | Each | 12/72 |

**FALSE BOTTOMS**



= Cash & Carry / Retail Packaging

## SPECIALTY PANS



SPF2-HD



Patented Handle System



SPFP6



SPJL-6HL



SPFD-2R



SPFD2

### NSF. GET-A-GRIP CHAFING DISH PANS

- ◆ Handles on the food pan make for easy transport and help avoid steam burns
- ◆ Excellent for catering, schools and buffets
- ◆ Patented food pan
- ◆ Stainless steel

| ITEM    | DESCRIPTION   | UOM  | CASE |
|---------|---------------|------|------|
| SPF2-HD | Full-Size Pan | Each | 6    |
| SPH2-HD | Half-Size Pan | Each | 6    |

### NSF. PERFORATED STEAM PANS

- ◆ Stainless steel

| ITEM  | DESCRIPTION           | UOM  | CASE |
|-------|-----------------------|------|------|
| SPFP2 | Full-Size 2-1/2" Perf | Each | 6/12 |
| SPFP4 | Full-Size 4" Perf     | Each | 6/12 |
| SPFP6 | Full-Size 6" Perf     | Each | 6/12 |
| SPHP2 | Half-Size 2-1/2" Perf | Each | 6/24 |
| SPHP4 | Half-Size 4" Perf     | Each | 6/24 |
| SPHP6 | Half-Size 6" Perf     | Each | 6/12 |

### NSF. HALF-LONG SIZE PANS & COVERS

- ◆ Anti-jamming
- ◆ 25 gauge
- ◆ Stainless steel

| ITEM     | DESCRIPTION               | UOM  | CASE  |
|----------|---------------------------|------|-------|
| SPJL-2HL | 2-1/2" Half-Long Size Pan | Each | 6/24  |
| SPJL-4HL | 4" Half-Long Size Pan     | Each | 6/24  |
| SPJL-6HL | 6" Half-Long Size Pan     | Each | 6/24  |
| SPJL-HCN | Half-Long Cover, Notched  | Each | 12/24 |
| SPJL-HCS | Half-Long Cover, Solid    | Each | 12/24 |

### DIVIDED FOOD PAN

- ◆ Stainless steel

| ITEM       | DESCRIPTION                                  | UOM  | CASE |
|------------|--|------|------|
| NSF. SPFD2 | Full-Size 2-1/2", NSF                        | Each | 6/12 |
| SPFD-2R    | Round, fits 103A, 103B, 602 and 308A chafers | Each | 10   |

## WATER & SPILLAGE PANS



C-WPF

C-WPP

C-WPF6



Flat edge




Upright standing edge

### WATER & SPILLAGE PANS

- ◆ Stainless steel

| ITEM   | DESCRIPTION   | UOM  | CASE |
|--------|---|------|------|
| C-WPF  | Full-Size Dripless Water Pan, 4" Depth, Flat Edge       | Each | 6    |
| C-WPF6 | Full-Size Spillage Pan, 6" Depth, Upright Standing Edge | Each | 5/10 |
| C-WPP  | Full-Size Spillage Pan, 6" Depth, Flat Edge             | Each | 6/12 |

## ANGLED DISPLAY ADAPTOR



ADB-4

### ANGLED DISPLAY ADAPTOR

Add some dimension to a buffet with an angled display adaptor to give steam table pans a lift so guests can have better visibility and easier access to food.

| ITEM  | DESCRIPTION    | UOM  | CASE |
|-------|----------------|------|------|
| ADB-4 | Full-size, S/S | Each | 2/6  |

### BAIN-MARIES

- ◆ Stainless steel mirror finish
- ◆ Bent rim for easier handling and lifting

| ITEM     | DESCRIPTION | SIZE            | UOM  | CASE |
|----------|-------------|-----------------|------|------|
| BAM-1.25 | 1.25 Qt     | 5" x 6"         | Each | 6/48 |
| BAM-1.5  | 1.5 Qt      | 5-1/2" x 5-1/4" | Each | 6/48 |
| BAM-2    | 2 Qt        | 5-3/4" x 7"     | Each | 6/48 |
| BAM-3.5  | 3.5 Qt      | 7-1/4" x 7"     | Each | 6/36 |
| BAM-4.25 | 4.25 Qt     | 7-1/4" x 7-3/4" | Each | 6/36 |
| BAM-6    | 6 Qt        | 8" x 8-3/4"     | Each | 6/24 |
| BAM-8.25 | 8.25 Qt     | 9" x 9-3/4"     | Each | 6/24 |
| BAM-12   | 12 Qt       | 10" x 10-1/2"   | Each | 3/6  |

### BAIN-MARIE COVERS

- ◆ Stainless steel

| ITEM      | DESCRIPTION            | UOM  | CASE   |
|-----------|------------------------|------|--------|
| BAMC-1.25 | For 1.25 Qt Bain Marie | Each | 12/144 |
| BAMC-2    | For 2 Qt Bain Marie    | Each | 12/144 |
| BAMC-3.5  | For 3.5 Qt Bain Marie  | Each | 12/144 |
| BAMC-4.25 | For 4.25 Qt Bain Marie | Each | 12/72  |
| BAMC-6    | For 6 Qt Bain Marie    | Each | 12/72  |
| BAMC-8.25 | For 8.25 Qt Bain Marie | Each | 12/48  |
| BAMC-12   | For 12 Qt Bain Marie   | Each | 12/24  |

### BAIN-MARIES



BAM-6



BAMC-SERIES

### INSET PAN

- ◆ Stainless steel mirror finish

| ITEM      | DESCRIPTION | SIZE            | UOM  | CASE |
|-----------|-------------|-----------------|------|------|
| INS-2.5   | 2.5 Qt      | 6" x 7-1/2"     | Each | 6/36 |
| INS-4.0   | 4 Qt        | 7-1/2" x 7-1/2" | Each | 6/36 |
| INS-7.0M  | 7 Qt        | 9-1/2" x 8"     | Each | 6/24 |
| INS-11.0M | 11 Qt       | 11-1/2" x 9"    | Each | 6/12 |

### INSET COVERS

- ◆ Stainless steel

| ITEM     | DESCRIPTION      | UOM  | CASE |
|----------|------------------|------|------|
| INSC-2.5 | For 2.5 Qt Inset | Each | 6/72 |
| INSC-4   | For 4 Qt Inset   | Each | 6/36 |
| INSC-7M  | For 7 Qt Inset   | Each | 6/48 |
| INSC-11M | For 11 Qt Inset  | Each | 6/36 |

### INSETS



INS-7.0M



INSC-7M

INSH-7

### HINGED COVERS

- ◆ Stainless Steel

| ITEM    | DESCRIPTION     | UOM  | CASE |
|---------|-----------------|------|------|
| INSH-7  | For 7 Qt Inset  | Each | 6/24 |
| INSH-11 | For 11 Qt Inset | Each | 6/24 |

### ADAPTOR PLATES

- ◆ Stainless steel

| ITEM    | DESCRIPTION                           | SIZE                | UOM  | CASE |
|---------|---------------------------------------|---------------------|------|------|
| ADP-608 | 6-3/8" and 8-3/8" Inset Holes         | Fits 4 Qt and 7 Qt  | Each | 10   |
| ADP-610 | 6-3/8" and 10-3/8" Inset Holes        | Fits 4 Qt and 11 Qt | Each | 10   |
| ADP-666 | Three 6-3/8" Inset Holes              | Fits 4 Qt           | Each | 10   |
| ADP-808 | Two 8-3/8" Inset Holes                | Fits 7 Qt           | Each | 10   |
| ADP-810 | 8-3/8" and 10-3/8" Inset Holes        | Fits 7 Qt and 11 Qt | Each | 10   |
| ADP-444 | Adaptor Plate, Six 4-3/4" Inset Holes | Fits 2.5 Qt         | Each | 10   |

### ADAPTOR PLATES



ADP-608

ADP-610



ADP-666

ADP-808



ADP-810

ADP-444



= Cash & Carry / Retail Packaging