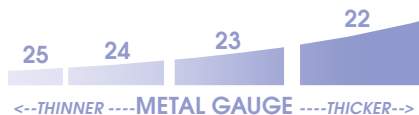


STEAM TABLE PANS, STAINLESS STEEL



- ◆ Winco offers the most complete collection of steam table pans in the industry
- ◆ Anti-jamming pans available in all gauges, straight sided pans available in standard weight
- ◆ Every gauge weight is made of 18/8 stainless steel
- ◆ NSF listed

HEAVY WEIGHT

TRUE 24 GAUGE ANTI-JAMMING

TRUE 23 GAUGE ANTI-JAMMING

TRUE 22 GAUGE ANTI-JAMMING

SIZE	DEPTH	UOM	CASE	ITEM	ITEM	ITEM
Full Size 20-3/4" x 12-3/4"	2-1/2"	Each	6/12	SPJM-102	SPJP-102	SPJH-102
	4"	Each	6/12	SPJM-104	SPJP-104	SPJH-104
	6"	Each	6/12	SPJM-106	SPJP-106	SPJH-106
Half Size 10-3/8" x 12-3/4"	2-1/2"	Each	12/24	SPJM-202	SPJP-202	SPJH-202
	4"	Each	6/24	SPJM-204	SPJP-204	SPJH-204
	6"	Each	6/12	SPJM-206	SPJP-206	SPJH-206
Third Size 6-7/8" x 12-3/4"	2-1/2"	Each	12/48	SPJM-302	SPJP-302	SPJH-302
	4"	Each	12/24	SPJM-304	SPJP-304	SPJH-304
	6"	Each	12/24	SPJM-306	SPJP-306	SPJH-306
Quarter Size 10-5/6" x 6-5/16"	2-1/2"	Each	12/72	SPJM-402	SPJP-402	SPJH-402
	4"	Each	12/48	SPJM-404	SPJP-404	SPJH-404
	6"	Each	12/24	SPJM-406	SPJP-406	SPJH-406
Sixth Size 6-7/8" x 6-5/16"	2-1/2"	Each	12/72	SPJM-602	SPJP-602	SPJH-602
	4"	Each	12/48	SPJM-604	SPJP-604	SPJH-604
	6"	Each	12/48	SPJM-606	SPJP-606	SPJH-606
Ninth Size 6-3/4" x 4-1/4"	2-1/2"	Each	12/72	SPJM-902	SPJP-902	SPJH-902
	4"	Each	12/72	SPJM-904	SPJP-904	SPJH-904

STANDARD WEIGHT

25 GAUGE STRAIGHT-SIDED

25 GAUGE ANTI-JAMMING

SIZE	DEPTH	UOM	CASE	ITEM	ITEM
Full Size 20-3/4" x 12-3/4"	2-1/2"	Each	6/12	SPF2	SPJL-102
	4"	Each	6/12	SPF4	SPJL-104
	6"	Each	6/12	SPF6	SPJL-106
Half Size 10-3/8" x 12-3/4"	2-1/2"	Each	12/24	SPH2	SPJL-202
	4"	Each	6/24	SPH4	SPJL-204
	6"	Each	6/12	SPH6	SPJL-206
Third Size 6-7/8" x 12-3/4"	2-1/2"	Each	12/48	SPT2	SPJL-302
	4"	Each	12/24	SPT4	SPJL-304
	6"	Each	12/24	SPT6	SPJL-306
Quarter Size 10-5/6" x 6-5/16"	2-1/2"	Each	12/72	SPQ2	SPJL-402
	4"	Each	12/48	SPQ4	SPJL-404
	6"	Each	12/24	SPQ6	SPJL-406
Sixth Size 6-7/8" x 6-5/16"	2-1/2"	Each	12/72	SPS2	SPJL-602
	4"	Each	12/48	SPS4	SPJL-604
	6"	Each	12/48	SPS6	SPJL-606
Ninth Size 6-3/4" x 4-1/4"	2-1/2"	Each	12/72	SPN2	SPJL-902
	4"	Each	12/72	SPN4	SPJL-904



SPECIALTY SIZES 25 GAUGE

SIZE	DEPTH	CASE	UOM	ITEM
Full Size 20-3/4" x 12-3/4"	1-1/4"	6/12	Each	SPF1
	1-1/4"	12/24	Each	SPH1
Two-Third Size 14" x 12-7/8"	2-1/2"	12/24	Each	SPTT2
	4"	6/24	Each	SPTT4
	6"	6/12	Each	SPTT6

SPECIALTY SIZES 22 GAUGE

SIZE	DEPTH	CASE	UOM	ITEM
Eighteenth Size	2"	24/96	Each	SPJH-1802

NSF. FLAT COVERS

- ◆ 18/8 stainless steel
- ◆ NSF listed

ITEM	DESCRIPTION	UOM	CASE
SPSCF	1/1 Solid Cover	Each	12/24
SPSCH	1/2 Solid Cover	Each	12/48
SPSCT	1/3 Solid Cover	Each	12/72
SPSCQ	1/4 Solid Cover	Each	12/72
SPSCS	1/6 Solid Cover	Each	12/72
SPSCN	1/9 Solid Cover	Each	12/72
SPSCTT	2/3 Solid Cover	Each	12/24
SPCF	1/1 Slotted Cover	Each	12/24
SPCH	1/2 Slotted Cover	Each	12/48
SPCT	1/3 Slotted Cover	Each	12/72
SPCQ	1/4 Slotted Cover	Each	12/72
SPCS	1/6 Slotted Cover	Each	12/72
SPCN	1/9 Slotted Cover	Each	12/72
SPCTT	2/3 Slotted Cover	Each	12/24

DOME COVERS

ITEM	DESCRIPTION	UOM	CASE
C-HDC	Hinged Dome Cover with Handle, S/S	Each	12
C-DCF	Full-Size Dome Cover with Handle, S/S	Each	12
C-DCH	Half-Size Dome Cover with Handle, S/S	Each	24

STEAM PAN COVERS



FOR POLYCARBONATE LIDS, SEE PAGE 134

ADAPTOR BARS

- ◆ Stainless steel

ITEM	DESCRIPTION	UOM	CASE
ADB-12	12"	Each	12/144
ADB-20	20"	Each	12/120

ADAPTOR BARS




WIRE STEAM PAN GRATES

ITEM	DESCRIPTION	SIZE	UOM	CASE
PGW-510	5" x 10-1/2"	Third-Size Steam Pan	Each	12/48
PGW-810	8" x 10"	Half-Size Steam Pan	Each	12/48
PGW-1018	10" x 18"	Full-Size Steam Pan	Each	12/48

WIRE PAN GRATES

FOR SHEET PAN GRATES, SEE PAGE 141



FALSE BOTTOMS

- ◆ Stainless steel

ITEM	DESCRIPTION	UOM	CASE
SPFB-1	Full-Size	Each	10/20
SPFB-2	Half-Size	Each	10/40
SPFB-6	Sixth-Size	Each	12/72

FALSE BOTTOMS



= Cash & Carry / Retail Packaging

SPECIALTY PANS



SPF2-HD



Patented Handle System



SPFP6



SPJL-6HL



SPFD-2R



SPFD2

NSF. GET-A-GRIP CHAFING DISH PANS

- ◆ Handles on the food pan make for easy transport and help avoid steam burns
- ◆ Excellent for catering, schools and buffets
- ◆ Patented food pan
- ◆ Stainless steel

ITEM	DESCRIPTION	UOM	CASE
SPF2-HD	Full-Size Pan	Each	6
SPH2-HD	Half-Size Pan	Each	6

NSF. PERFORATED STEAM PANS

- ◆ Stainless steel

ITEM	DESCRIPTION	UOM	CASE
SPFP2	Full-Size 2-1/2" Perf	Each	6/12
SPFP4	Full-Size 4" Perf	Each	6/12
SPFP6	Full-Size 6" Perf	Each	6/12
SPHP2	Half-Size 2-1/2" Perf	Each	6/24
SPHP4	Half-Size 4" Perf	Each	6/24
SPHP6	Half-Size 6" Perf	Each	6/12

NSF. HALF-LONG SIZE PANS & COVERS

- ◆ Anti-jamming
- ◆ 25 gauge
- ◆ Stainless steel

ITEM	DESCRIPTION	UOM	CASE
SPJL-2HL	2-1/2" Half-Long Size Pan	Each	6/24
SPJL-4HL	4" Half-Long Size Pan	Each	6/24
SPJL-6HL	6" Half-Long Size Pan	Each	6/24
SPJL-HCN	Half-Long Cover, Notched	Each	12/24
SPJL-HCS	Half-Long Cover, Solid	Each	12/24

DIVIDED FOOD PAN

- ◆ Stainless steel

ITEM	DESCRIPTION	UOM	CASE
NSF. SPFD2	Full-Size 2-1/2", NSF	Each	6/12
SPFD-2R	Round, fits 103A, 103B, 602 and 308A chafers	Each	10

WATER & SPILLAGE PANS



C-WPF

C-WPP

C-WPF6



Flat edge




Upright standing edge

WATER & SPILLAGE PANS

- ◆ Stainless steel

ITEM	DESCRIPTION	UOM	CASE
C-WPF	Full-Size Dripless Water Pan, 4" Depth, Flat Edge	Each	6
C-WPF6	Full-Size Spillage Pan, 6" Depth, Upright Standing Edge	Each	5/10
C-WPP	Full-Size Spillage Pan, 6" Depth, Flat Edge	Each	6/12

ANGLED DISPLAY ADAPTOR



ADB-4

ANGLED DISPLAY ADAPTOR

Add some dimension to a buffet with an angled display adaptor to give steam table pans a lift so guests can have better visibility and easier access to food.

ITEM	DESCRIPTION	UOM	CASE
ADB-4	Full-size, S/S	Each	2/6

BAIN-MARIES

- ◆ Stainless steel mirror finish
- ◆ Bent rim for easier handling and lifting

ITEM	DESCRIPTION	SIZE	UOM	CASE
BAM-1.25	1.25 Qt	5" x 6"	Each	6/48
BAM-1.5	1.5 Qt	5-1/2" x 5-1/4"	Each	6/48
BAM-2	2 Qt	5-3/4" x 7"	Each	6/48
BAM-3.5	3.5 Qt	7-1/4" x 7"	Each	6/36
BAM-4.25	4.25 Qt	7-1/4" x 7-3/4"	Each	6/36
BAM-6	6 Qt	8" x 8-3/4"	Each	6/24
BAM-8.25	8.25 Qt	9" x 9-3/4"	Each	6/24
BAM-12	12 Qt	10" x 10-1/2"	Each	3/6

BAIN-MARIE COVERS

- ◆ Stainless steel

ITEM	DESCRIPTION	UOM	CASE
BAMC-1.25	For 1.25 Qt Bain Marie	Each	12/144
BAMC-2	For 2 Qt Bain Marie	Each	12/144
BAMC-3.5	For 3.5 Qt Bain Marie	Each	12/144
BAMC-4.25	For 4.25 Qt Bain Marie	Each	12/72
BAMC-6	For 6 Qt Bain Marie	Each	12/72
BAMC-8.25	For 8.25 Qt Bain Marie	Each	12/48
BAMC-12	For 12 Qt Bain Marie	Each	12/24

BAIN-MARIES



BAM-6



BAMC-SERIES

INSET PAN

- ◆ Stainless steel mirror finish

ITEM	DESCRIPTION	SIZE	UOM	CASE
INS-2.5	2.5 Qt	6" x 7-1/2"	Each	6/36
INS-4.0	4 Qt	7-1/2" x 7-1/2"	Each	6/36
INS-7.0M	7 Qt	9-1/2" x 8"	Each	6/24
INS-11.0M	11 Qt	11-1/2" x 9"	Each	6/12

INSET COVERS

- ◆ Stainless steel

ITEM	DESCRIPTION	UOM	CASE
INSC-2.5	For 2.5 Qt Inset	Each	6/72
INSC-4	For 4 Qt Inset	Each	6/36
INSC-7M	For 7 Qt Inset	Each	6/48
INSC-11M	For 11 Qt Inset	Each	6/36

INSETS



INS-7.0M



INSC-7M

INSH-7

HINGED COVERS

- ◆ Stainless Steel

ITEM	DESCRIPTION	UOM	CASE
INSH-7	For 7 Qt Inset	Each	6/24
INSH-11	For 11 Qt Inset	Each	6/24

ADAPTOR PLATES

- ◆ Stainless steel

ITEM	DESCRIPTION	SIZE	UOM	CASE
ADP-608	6-3/8" and 8-3/8" Inset Holes	Fits 4 Qt and 7 Qt	Each	10
ADP-610	6-3/8" and 10-3/8" Inset Holes	Fits 4 Qt and 11 Qt	Each	10
ADP-666	Three 6-3/8" Inset Holes	Fits 4 Qt	Each	10
ADP-808	Two 8-3/8" Inset Holes	Fits 7 Qt	Each	10
ADP-810	8-3/8" and 10-3/8" Inset Holes	Fits 7 Qt and 11 Qt	Each	10
ADP-444	Adaptor Plate, Six 4-3/4" Inset Holes	Fits 2.5 Qt	Each	10

ADAPTOR PLATES



ADP-608

ADP-610



ADP-666

ADP-808



ADP-810

ADP-444



= Cash & Carry / Retail Packaging